


RESEARCHING FILE ERRORS

A Refresher on Figuring Out Prevalidation Failure, Error Reports, and Processing Errors



WHY FILES FAIL PREVALIDATION

- Pre-validation is a basic check that the file meets the format required in order to process. A file failing pre-validation means the file failed to meet those basic requirements.
- Common Reasons Files Fail
 - Header/Trailer Issues
 - Punctuation/Characters
 - Tabs (Only file that allows tabs is the ChangeID_Form)
 - Missing College ID



WHY FILES FAIL

- Finding the Fatal Error

When counting line numbers, the first Header in the file is always 0

File Failure Email:
DAG Validation failed for [\\...\e\\$\sftp_root\usr\sis\xyz_sis\xyz173.dat](#).

stray_line = 0
Stray DAG fragment = 0410

Stray Line is the line with the Error. Look for this line number in your file.

The error is somewhere in this segment of the record. Locate the line number 0, then find the sequence "0410". Review the file format to determine where the error is.

When counting line numbers, the first Header in the file is always 0

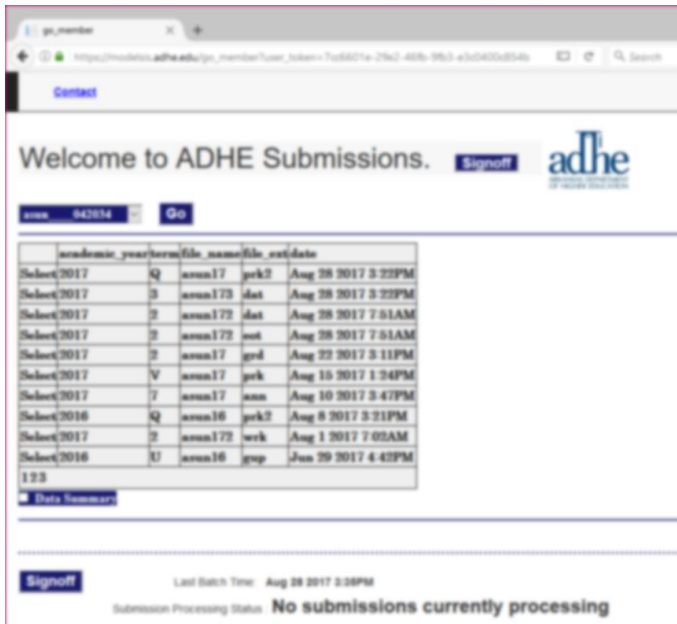
File Failure Email:
Stray Punctuation Found -- fatal.
header_line = 0
highest detail line = 511
Invalid punctuation invalidates candidate submission file.
A copy of the submission has been retained as

While there may be multiple instances of punctuation being found in the file, the first line of the file with punctuation is this line number. This is the line that caused the failure.



HOW TO READ AND RESEARCH ERROR REPORTS

- Step 1: Login to modelsis.adhe.edu and click on “Select” next to the file name. This will download the error report.



The screenshot shows a web browser window displaying the ADHE Submissions interface. The page includes a navigation bar with a "Contact" link, a "Welcome to ADHE Submissions." message, and a "Signoff" button. Below the welcome message is a search bar with the text "area: 942014" and a "Go" button. The main content area features a table with the following columns: "academic_year/term/file_name/file_ext/date". The table contains 13 rows of submission records, each with a "Select" button next to the file name. At the bottom of the page, there is a "Signoff" button, a "Last Batch Time: Aug 28 2017 3:58PM" timestamp, and a "Submission Processing Status: No submissions currently processing" message.

	academic_year/term/file_name/file_ext/date	
Select	2017 Q aaaa17 jrk2 Aug 28 2017 3:22PM	
Select	2017 3 aaaa173 stat Aug 28 2017 3:22PM	
Select	2017 3 aaaa172 stat Aug 28 2017 7:51AM	
Select	2017 3 aaaa172 stat Aug 28 2017 7:51AM	
Select	2017 3 aaaa172 stat Aug 28 2017 7:51AM	
Select	2017 3 aaaa17 jrd Aug 22 2017 3:11PM	
Select	2017 V aaaa17 jrk Aug 15 2017 1:34PM	
Select	2017 7 aaaa17 aaaa Aug 10 2017 3:47PM	
Select	2016 Q aaaa16 jrk2 Aug 8 2017 3:21PM	
Select	2017 3 aaaa172 wrk Aug 1 2017 7:02AM	
Select	2016 U aaaa16 gwp Jun 29 2017 4:42PM	

123

[Data Summary](#)

[Signoff](#) Last Batch Time: Aug 28 2017 3:58PM
Submission Processing Status: No submissions currently processing



HOW TO READ AND RESEARCH ERROR REPORTS

- Step 2: Identify the Error Codes in the report (highlighted in red below).
- Step 3: Open Filezilla (SISdb) and click on Repository. Find the folder for the file with errors and open it.
- Step 4: Match the error code in the error report with the SQL with the same number. Opening this SQL will show you the validation that caused the error!

```
Arkansas Department of Higher Education
Student Information System Data Validation
Submission File: xyz17.prk2
Academic Year: 2017
Processed: Aug 28 2017 3:22 PM

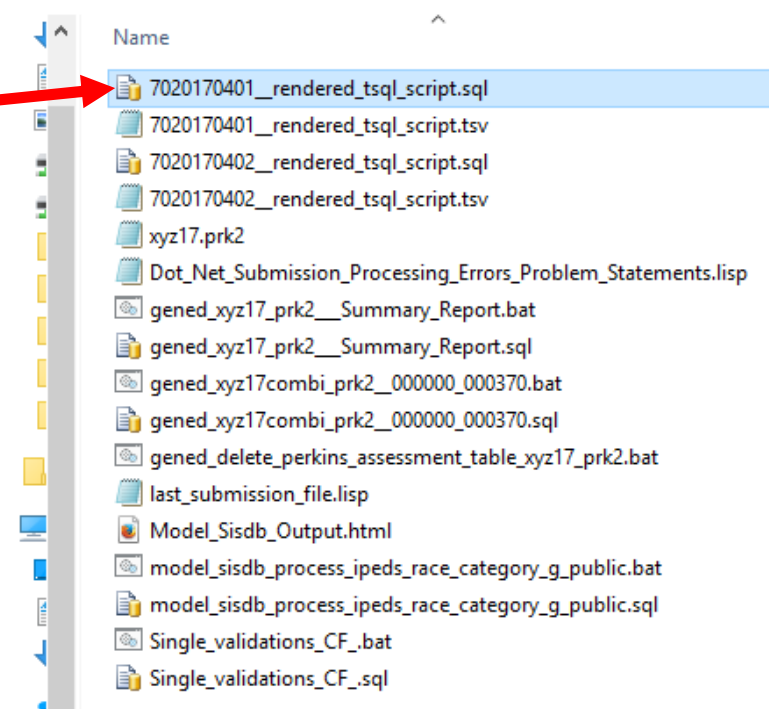
-----
NO STUDENT RECORD FOR ASSESSMENT PERKINS (
Error Code: 7020170401

123456789
987654321

-----
PRK2 SSN ID DOES NOT EXIST IN STUDENT TABLE AS SSN
Error Code: 8022200009

XX1234567

-----
Submission Report Summaries
-----
Total Records Submitted: 1
Total Records Inserted: 1
Total Header Trailers:
Total Warnings: 51
Total Errors: 18
Total Student Records: 1000
Total Instructor Records: 50
Total Credit Course Records: 120
Total Registration Records: 1800
Total End of Term Records:
Total Graduate Records: 777
Total Athlete Records:
Total Annual Instructor Records: 150
Total Perkins Records: 8000
Total Perkins Assessment Records: 400
```



PROCESSING ERRORS - 0500000016

- What to look for when you receive “Processing Error – 0500000016 – Contact ADHE”
 - These errors are usually caused by primary key conflicts such as:
 - Multiple SSNs being reported with one college ID
 - Multiple college IDs being reported with one SSN
 - The same degree code being reported multiple times for one student
 - Etc.
 - If this error is found, look in the repository for a file named “Dot_Net_Submission_Processing_Errors_Problem_Statements.sql”
 - This SQL will show the records with the processing errors and is the beginning point of troubleshooting.



READING SQL VALIDATIONS

- You DO NOT have to be a programmer to be able to review validation SQL to figure out errors!!!!
- Tips:
 - Lines with -- or in green font are not being used. Ignore these lines.
 - Look for field names from your files. This shows where the problems may be.



```
--      End If
-- End If
-- ===== trailer line 20114401
select top 100 '(' + ssn_id + ')' + char(9) + co
from [sisdb].[dbo].[student_table]
WHERE
(
    fice_code = '020735'
)
and
(
    (academic_year = '2019' and term = '1')
    or
    (academic_year = '2019' and term = '4')
)
and
test_science = 0
and
enroll_status = '01'
and
ent_exam_type = '0'
and
(
    test_type_math = '0'
    or test_type_english = '0'
    or test_type_reading = '0'
)
and
(
    degree_intent = '2'
    or degree_intent = '4'
    or degree_intent = '6'
)
```

Line that has been “commented out” – Is not being used in the validation

Table name that is being referenced by the validation.
Multiple tables may be listed.

Fields within the table being looked at by the validation. The error in your file will be in one of these fields.

SQL EXAMPLE



REMEMBER!

- You will receive **THREE (3)** emails while your file is processing. A download email, a prevalidation email, and an Error Report Digest.
 - Your file has not finished processing until all three emails are received.
- Don't forget to review your data summary after your file has processed! This summary may reveal issues that passed validation.



CONTACT INFORMATION

Beth Stewart

Senior Research Specialist and FERPA Compliance Officer

Arkansas Department of Higher Education

beth.stewart@adhe.edu

(501)371-2058

